


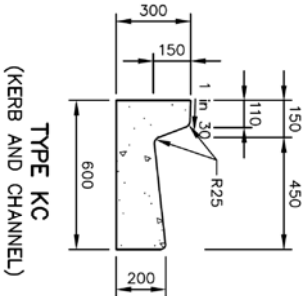
**PLAN VIEW**

NOT ALL DETAILS SHOWN FOR CLARITY




**NOTES:**

1. Lintel available in flushing point Left or Right configuration
2. Grate (Chequer plate) configuration reversible prior to installation
3. Kerb profile is as per current LGAT dimensions.



**ELEVATION**

NOT ALL DETAILS SHOWN FOR CLARITY



**Title: LCC Sealed GSEP Lintel**

**Scale:**

**Plot Size A3**

**Drawn: M. Hudson**

**Sheet 1 of**

**Date: 20/2/2017**